

鈴鹿3F 2025.5.21 ~ 6.20



Oil Pattern Distance: **45 Feet**
 Forward Oil Total: **14.05 mL**
 Forward Boards Crossed: **281 Boards**

Reverse Brush Drop: **45 Feet**
 Reverse Oil Total: **9.55 mL**
 Reverse Boards Crossed: **191 Boards**

Oil Per Board: **50 uL**
 Volume Oil Total: **23.6 mL**
 Total Boards Crossed: **472 Boards**

	Start	Stop	Loads	Speed	Crossed	Start	End	Feet	T.Oil
1	2L	2R	2	14	74	0.0	1.9	1.9	3700
2	3L	3R	1	14	35	1.9	3.8	1.9	1750
3	6L	6R	1	18	29	3.8	6.3	2.5	1450
4	7L	7R	1	18	27	6.3	8.8	2.5	1350
5	9L	9R	2	22	46	8.8	15.0	6.2	2300
6	10L	10R	1	22	21	15.0	18.1	3.1	1050
7	11L	11R	1	26	19	18.1	21.7	3.6	950
8	13L	13R	2	26	30	21.7	29.0	7.3	1500
9	2L	2R	0	30	0	29.0	45.0	16.0	0

	Start	Stop	Loads	Speed	Crossed	Start	End	Feet	T.Oil
1	2L	2R	0	30	0	45.0	34.0	-11.0	0
2	12L	12R	2	26	34	34.0	26.7	-7.3	1700
3	11L	11R	2	26	38	26.7	19.4	-7.3	1900
4	10L	10R	2	22	42	19.4	13.2	-6.2	2100
5	9L	9R	1	22	23	13.2	10.1	-3.1	1150
6	8L	8R	1	18	25	10.1	7.6	-2.5	1250
7	6L	6R	1	14	29	7.6	5.7	-1.9	1450
8	2L	2R	0	10	0	5.7	0.0	-5.7	0

Conditioner:
Type In or Select One

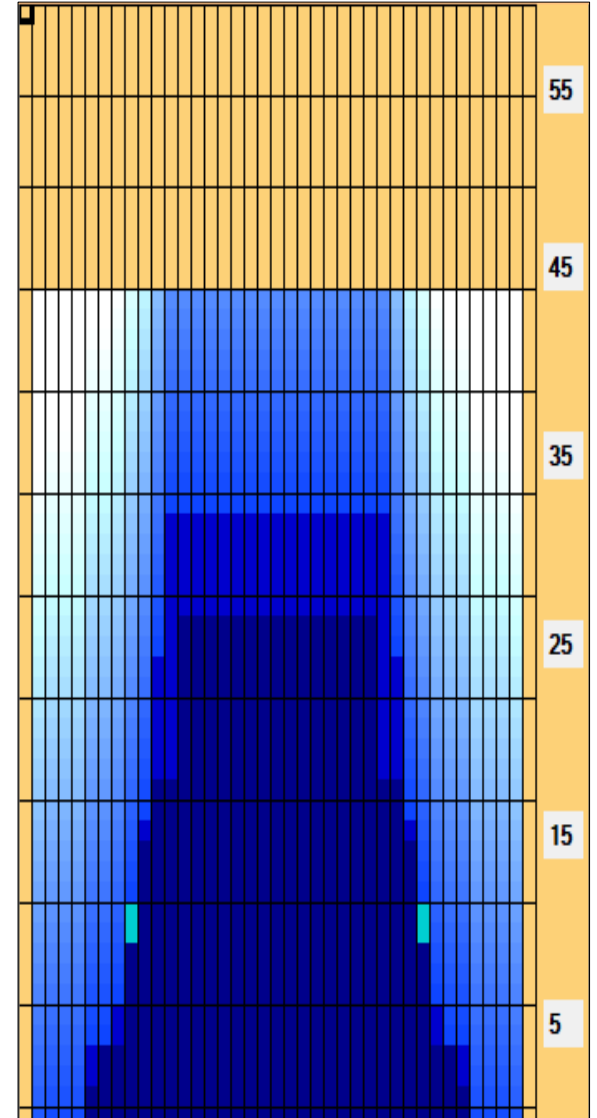
TransferType:
Type In or Select One

Forward

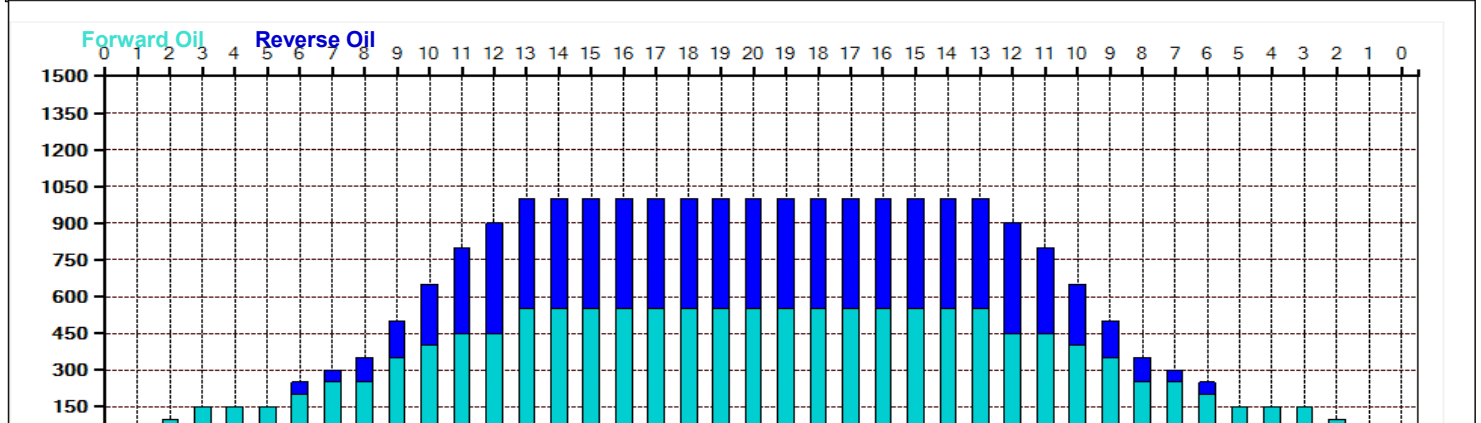
Reverse

Combined

Buff



Item	3L-7L:18L-18R	8L-12L:18L-18R	13L-17L:18L-18R	18L-18R:17R-13R	18L-18R:12R-8R	18L-18R:7R-3R
Description	Outside Track:Middle	Middle Track:Middle	Inside Track:Middle	Middle: Inside Track	Middle:Middle Track	Middle:Outside Track
Track Zone Ratio	5	1.56	1	1	1.56	5



Report Date 5/20/2025

Conditioner: Type In or Select One

TransferType: Type In or Select One



鈴鹿3F 2025.5.21 ~ 6.20

Oil Per Board: 50 uL

Oil Pattern Distance: 45 Feet

Volume Oil Total: 23.6 mL

Total Boards Crossed: 472 Boards

Forward Oil Total: 14.05 mL

Forward Boards Crossed: 281 Boards

Reverse Oil Total: 9.55 mL

Reverse Boards Crossed: 191 Boards

	Start	Stop	Loads	Speed	Crossed	Start	End	Feet	T.Oil
1	2L	2R	2	14	74	0.0	1.9	1.9	3700
2	3L	3R	1	14	35	1.9	3.8	1.9	1750
3	6L	6R	1	18	29	3.8	6.3	2.5	1450
4	7L	7R	1	18	27	6.3	8.8	2.5	1350
5	9L	9R	2	22	46	8.8	15.0	6.2	2300
6	10L	10R	1	22	21	15.0	18.1	3.1	1050
7	11L	11R	1	26	19	18.1	21.7	3.6	950
8	13L	13R	2	26	30	21.7	29.0	7.3	1500
9	2L	2R	0	30	0	29.0	45.0	16.0	0

Forward

Reverse

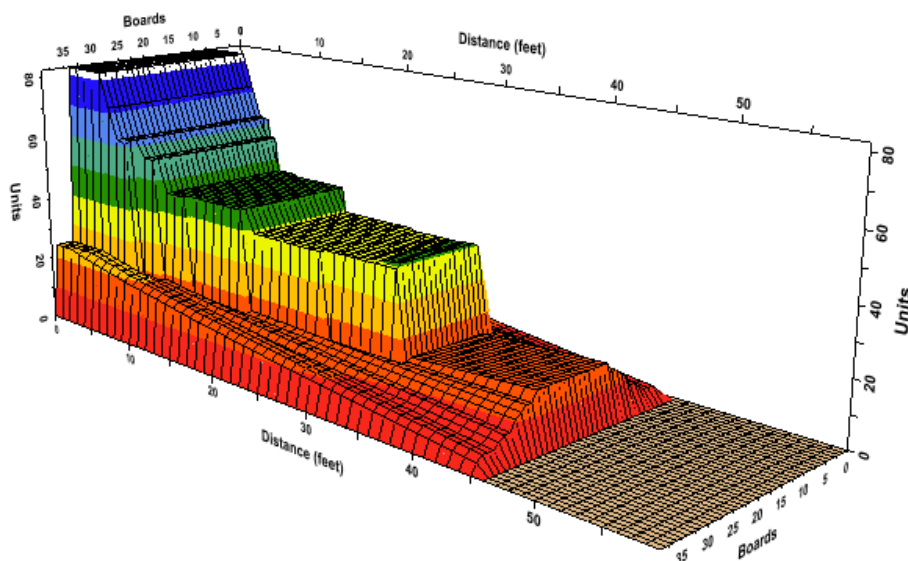
More

	Start	Stop	Loads	Speed	Crossed	Start	End	Feet	T.Oil
1	2L	2R	0	30	0	45.0	34.0	-11.0	0
2	12L	12R	2	26	34	34.0	26.7	-7.3	1700
3	11L	11R	2	26	38	26.7	19.4	-7.3	1900
4	10L	10R	2	22	42	19.4	13.2	-6.2	2100
5	9L	9R	1	22	23	13.2	10.1	-3.1	1150
6	8L	8R	1	18	25	10.1	7.6	-2.5	1250
7	6L	6R	1	14	29	7.6	5.7	-1.9	1450
8	2L	2R	0	10	0	5.7	0.0	-5.7	0

Forward

Reverse

More



Left 90°

Left 45°

Front 0°

Front 45°

Overhead

Right 90°

Right 45°